



NATIONAL BUREAU OF STATISTICS

# **Telecoms Data:** Active Voice and Internet, Porting and Tariff Information

---


**Q2 2025**

**Report Date: February 2026**

**Data Source: National Bureau of Statistics (NBS)**

# CONTENT

Methodology	-3
Key Highlights.	-4
Active Voice/Internet Subscription by Operator	- 5
Porting Activities By Network	-6
Active Voice Subscription by Zone	-7
Active Internet Subscription by Zone	- 8
Contact	- 9



## METHODOLOGY

Data is provided by the Nigerian Communications Commission (NCC) and reported by the National Bureau of Statistics (NBS)















## KEY HIGHLIGHTS

- The total number of active voice subscribers in Q2 2025 stood at 171,730,064 compared to 170,904,257 reported in the same quarter of the previous year. indicating an increase of 0.48%. On a quarter-on-quarter basis, active voice subscribers decreased by 0.57%.
- In addition the number of active internet subscribers in Q2 2025 was 141,171,679 from 136,497,384 recorded in Q2 2024, showing an increase of 3.42%. On a quarter-on-quarter basis, growth rate of -0.62% was recorded.
- On state profile analysis, Lagos state had the highest number of active voice subscribers in Q2 2025 with 20,469,762, followed by Kano with 11,006,922 and Ogun with 9,759,254. On the other hand, Bayelsa recorded the least with 1,148,655, followed by Ebonyi and Ekiti with 1,633,547 and 1,667,558 respectively.
- Similarly, Lagos state ranked highest in active internet subscribers in Q2 2025 with 17,591,914, followed by Kano with 8,896,247 and Ogun with 8,458,904. On the other hand, Bayelsa recorded the least with 970,286, followed by Ebonyi and Ekiti with 1,288,960 and 1,422,334 respectively.
- MTN had the highest share of subscriptions in Q2 2025.

# TELECOMS DATA – Q2 2025

ACTIVE VOICE/INTERNET SUBSCRIPTION BY OPERATOR



Active Voice (Value)	PROVIDER	Active Internet (Value)
89,243,348	MTN 	76,522,320
20,885,055	GLO 	13,656,638
58,965,827	AIRTEL 	49,382,313
2,436,993	EMTS(9mobile) 	1,081,775
423	IPNX 	-
6,615	MTN FIXED 	26,619
147	21ST CENT 	175
1,536	GLO FIXED 	----
180,913	SMILE 	212,470
-	NTEL 	-
1,679	BIG PICTURE BIG PICTURE	-
7,528	INQ 	-
	ISP 	289,369
171,730,064	<b>TOTAL</b>	141,171,679

# TELECOMS DATA – Q2 2025

## PORTING ACTIVITIES



### Porting Activities By Network

#### Ported-In

Airtel	9mobile	Globacom	MTN
1,158	4	502	2,445
<b>Total</b> →		4,109	

#### Ported-Out

Airtel	9mobile	Globacom	MTN
250	3,372	311	176
<b>Total</b> →		4,109	

# TELECOMS DATA – Q2 2025

ACTIVE VOICE SUBSCRIPTION PER ZONE



30,381,798

NORTH CENTRAL

33,908,026

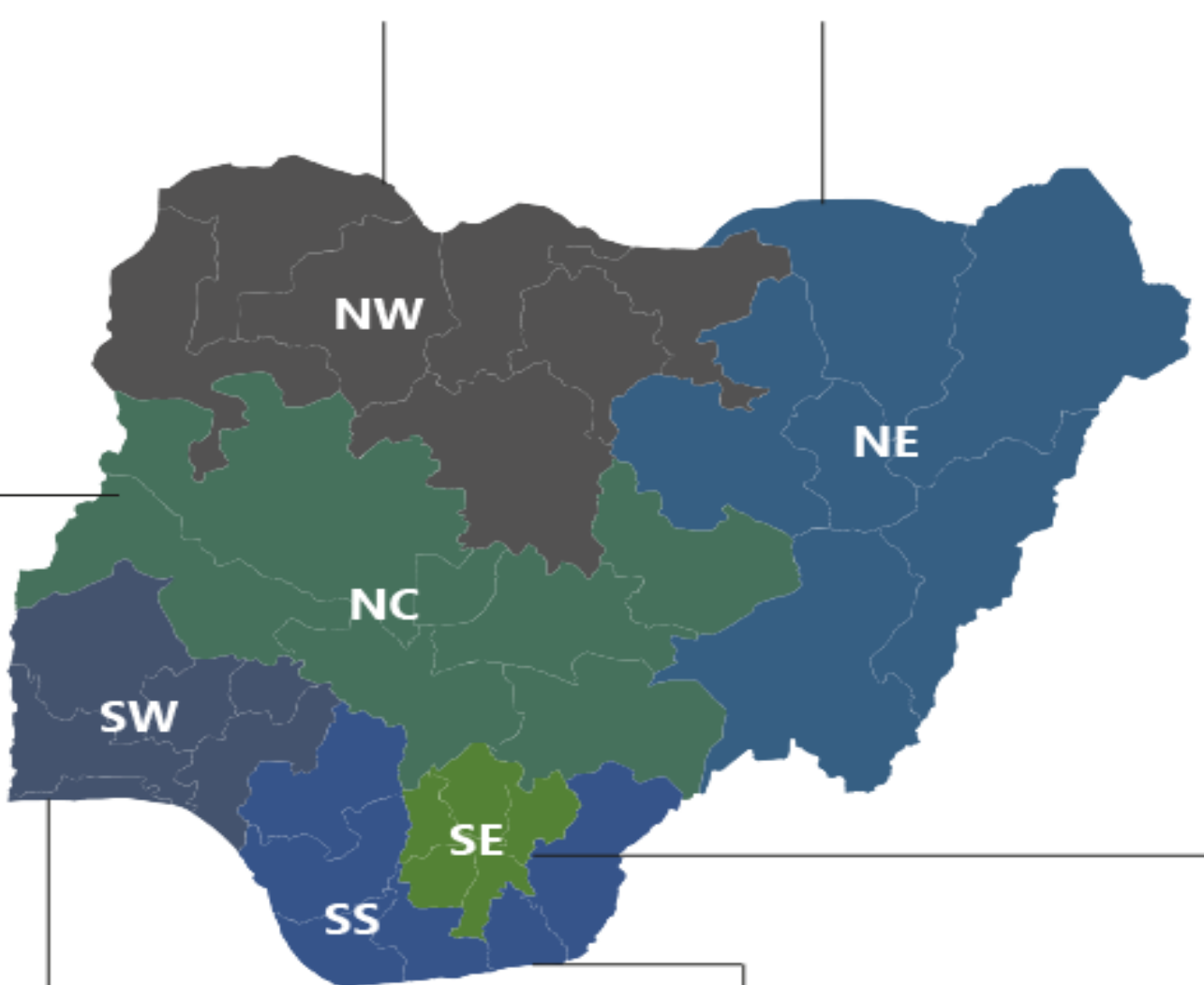
NORTH WEST

18,865,531

NORTH EAST

17,294,124

SOUTH EAST



47,053,783

SOUTH WEST

24,226,802

SOUTH SOUTH



NATIONAL BUREAU OF STATISTICS



# TELECOMS DATA – Q2 2025

ACTIVE INTERNET SUBSCRIPTION PER ZONE



24,176,879

NORTH CENTRAL

26,886,328

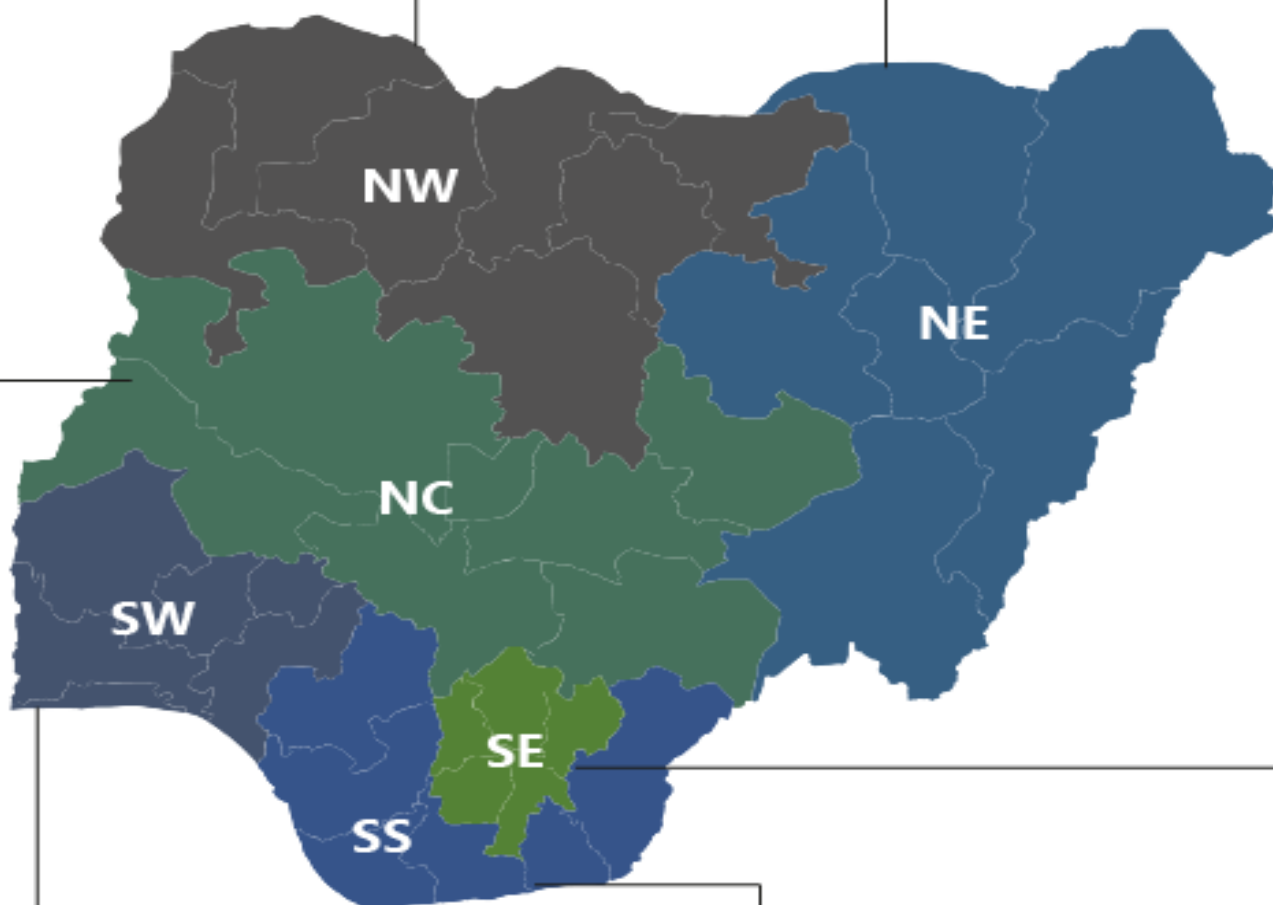
NORTH WEST

15,010,884

NORTH EAST

14,315,209

SOUTH EAST



39,996,743

SOUTH WEST

20,487,267

SOUTH SOUTH



NATIONAL BUREAU OF STATISTICS



## CONTACT



### National Bureau of Statistics

Head Office  
No. 1, Wole Olanipekun Street,  
Formerly, Plot 762, Independence Avenue,  
Off Constitution Avenue,  
CBD, Abuja, F.C.T.

### Bonaventure Nwosu Information Desk

Head, Communication and Public Relations  
Department (C&PRD)  
Phone +2348033109882  
[bnwosu@nigerianstat.gov.ng](mailto:bnwosu@nigerianstat.gov.ng)

### Moses Mathew

Statistical Information Officer  
Department (C&PRD)  
Phone +2347069071157  
[matmoses@nigerianstat.gov.ng](mailto:matmoses@nigerianstat.gov.ng)



@nbs\_nigeria



NBSNIGERIA



Nbs\_nigeria

